





PRESENTS

ULTIMATE BATHROOM REDUX

SEE HOW HOME DÉCOR & LIFESTYLE EXPERT MARTIN AMADO TOOK A \$1,000 BUDGET TO THE HOME DEPOT TO MAKE THIS PLAIN BATHROOM POP WITH COLOR AND STYLE!



AFTER



AFTER: FRESH AND FUNCTIONAL

The dated peachy-beige sink was swapped for a modern white vanity, creating clean lines and more storage. Gone, too, is a clunky oversized medicine cabinet, replaced by an elegant oval mirror on hinges. To add big impact for little cost, the tub was re-glazed and a new water-efficient toilet was installed. Soft gray walls, accessories in bright fuchsias and pale blues—plus a vivid blue ceiling accented by graceful crown molding—make the look feminine yet up-to-date. Toiletry items and a bamboo shade add texture, while a glass shelf is a sleek display piece. Now, the room is infused with personality!


FAVORITE PRODUCTS

These products were key in achieving the final look—all found at The Home Depot:

- Wall Paint: Behr Pebble Stone 750D-4
- Ceiling Paint: Behr Wickford Bay 590D-6
- Glacier Bay 24" Vanity & Top Combo in White
- Delta Greenwich Mirror in Satin Nickel
- Hampton Bay 3-Light Brushed Nickel Bath Light
- Moen Banbury 4" 2 Handle High-Arc Bathroom Faucet in Spot Resist Finish
- Glacier Bay 2-Piece Dual Flush Elongated Toilet
- Providence Bamboo Roman Shade 23" x 48"
- Clear Legacy Shelf Kit 18"

BEFORE: COLORLESS AND HO-HUM

This bathroom had outdated fixtures, little storage space and a bland color palette. The makeover plan? Brighten things up with a mix of new neutrals and vivid colors. Update the tub and tiles cosmetically without removing them. Make fixtures and accessories more contemporary, workable and welcoming.



Go to latina.com/bathroomredux for more before and after photos, as well as a complete list of products for this amazing room redo.